

XEN1101, a Novel Potassium Channel Modulator: Interim Data From an Ongoing, Long-Term, Open-Label Extension of a Phase 2B Study (X-TOLE) in Adults With Focal Epilepsy

Jacqueline French,¹ Roger Porter,² Emilio Perucca,³ Martin Brodie,⁴ Michael A. Rogawski,⁵ Cynthia Harden,⁶ Jenny Qian,⁶ Constanza Luzon Rosenblut,⁶ Christopher Kenney,⁶ Gregory N. Beach⁶

¹New York University Grossman School of Medicine and NYU Langone Health, New York, NY, USA; ²University of Pennsylvania, Philadelphia, PA, USA; ³University of Melbourne and Monash University, Melbourne, VIC, and University of Melbourne (Austin Health), Heidelberg, VIC, Australia; ⁴University Department of Medicine and Therapeutics, Western Infirmary, Glasgow, Scotland, UK; ⁵School of Medicine, University of California, Davis, Sacramento, CA, USA; ⁶Xenon Pharmaceuticals Inc., Vancouver, BC, Canada

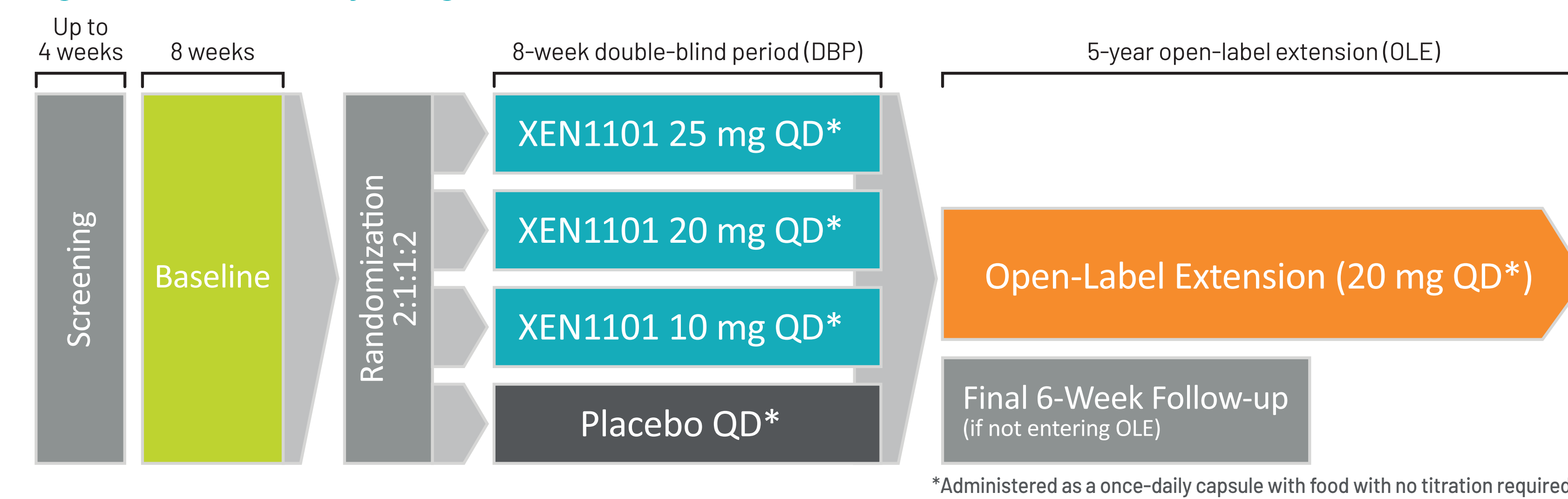
INTRODUCTION

- Despite the availability of several antiseizure medications (ASMs), 37% of patients with focal onset seizures (FOS) do not achieve ≥ 1 year of seizure freedom after a trial of 2 ASMs; the incremental likelihood of achieving seizure control decreases with each subsequent ASM¹
- XEN1101 is a novel, potent K_v7 potassium channel opener in development for the treatment of epilepsy and major depressive disorder
- X-TOLE (NCT03796962)² is a completed, phase 2b, randomized, double-blind, placebo-controlled, parallel-group, dose-ranging, multicenter study with an ongoing optional 5-year open-label extension (OLE) evaluating the efficacy, safety, and tolerability of XEN1101 administered with food as adjunctive treatment in adults with FOS
- In the double-blind period (DBP), XEN1101 treatment yielded a dose-dependent, consistent, highly statistically significant reduction in FOS across endpoints in a hard-to-treat patient population³
- XEN1101 was generally well tolerated with a low incidence of serious adverse events (SAEs), and no cardiovascular safety signals were identified³
- The results presented here are interim data (cutoff date September 22, 2022) from the OLE of X-TOLE, in which patients received open-label XEN1101 at a dose of 20 mg once daily (QD) with food with no titration required

METHODS

- The study design for the X-TOLE study is shown in Figure 1

Figure 1. X-TOLE Study Design



QD, once daily.

- The key eligibility criteria for the DBP were as follows:
 - Aged 18–75 years (inclusive) with a diagnosis of focal epilepsy per International League Against Epilepsy criteria (≥ 2 years)⁴
 - Receiving stable treatment with 1–3 ASMs
 - Countable seizure frequency over the 8-week baseline period of ≥ 4 focal seizures per month on average, recorded in an eDiary
- Patients who successfully completed the DBP with a minimum of 80% compliance with the study medication were eligible to enroll in the OLE
- Patients enrolled in the OLE received XEN1101 20 mg QD taken with the evening meal
- Efficacy in the OLE was evaluated by median percentage change (MPC) in monthly FOS frequency from DBP baseline and percentage of patients with $\geq 50\%$ reduction from DBP baseline in monthly FOS frequency
- Safety was assessed as severity and frequency of treatment-emergent adverse events (TEAEs) and SAEs, clinically significant changes in laboratory findings, and other measures
- Assessments occurred at week 3 in the OLE (study day 77, week 11 from randomization) and 3-month intervals thereafter for the first year
- After the first year, on-site visits occurred at 6-month intervals with teleconferences at 3 months between each on-site visit

RESULTS

Patients

- Of the 285 patients who completed the DBP, 275 (96.5%) enrolled in the OLE
- Demographics and baseline characteristics of patients in the OLE were consistent with those observed in the DBP (Table 1)

Table 1. Demographics and Baseline* Characteristics of the OLE Population

| | OLE Population (N=275) |
|--|------------------------|
| Age at study entry, mean (SD), y | 41.1 (13.3) |
| Sex, n (%) | |
| Male | 137 (49.8) |
| Female | 138 (50.2) |
| Race, n (%) | |
| White | 250 (90.9) |
| Black | 11 (4.0) |
| Other | 14 (5.1) |
| Region, n (%) | |
| North America | 109 (39.6) |
| Europe | 166 (60.4) |
| BMI, kg/m ² , mean (SD) | 27.0 (5.2) |
| Age at epilepsy onset, mean (SD), y | 18.1 (13.8) |
| Baseline seizure rate per mo, median (IQR) | 13.5 (7.9, 30.3) |
| Number of prestudy ASMs failed, mean (SD) | 6.5 (3.68) |
| Background ASM use, n (%) | |
| 1 ASM | 23 (8.4) |
| 2 ASMs | 108 (39.3) |
| 3 ASMs | 144 (52.4) |
| CYP3A4 inducer use, n (%) | 160 (58.2) |

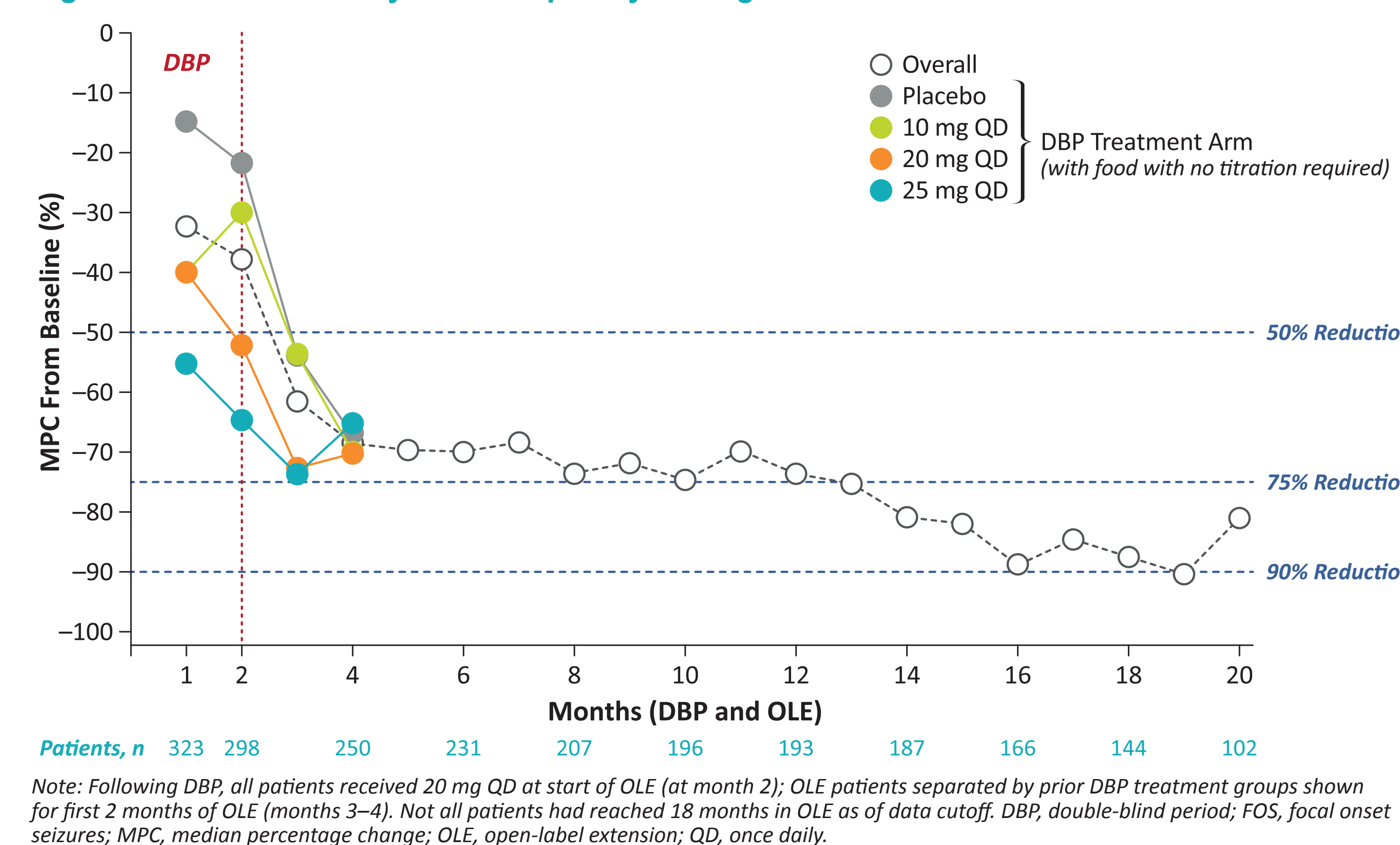
*DBP baseline. ASM, antiseizure medication; BMI, body mass index; CYP3A4, cytochrome P450 3A4; DBP, double-blind period; IQR, interquartile range; OLE, open-label extension.

- At the analysis cutoff (September 22, 2022), 168 patients continued to participate in the OLE
 - The most common reasons for discontinuation were lack of efficacy (12.7%), adverse events (AEs, 10.5%), and study withdrawal by the patient (9.5%)
- A total of 188 (68%) patients had been treated in the OLE for ≥ 12 months. Not all patients had reached 18 months in OLE as of data cutoff
- The percentage of patients continuing XEN1101 at 6 months and 12 months into the OLE study period were 76% and 68%, respectively

Efficacy

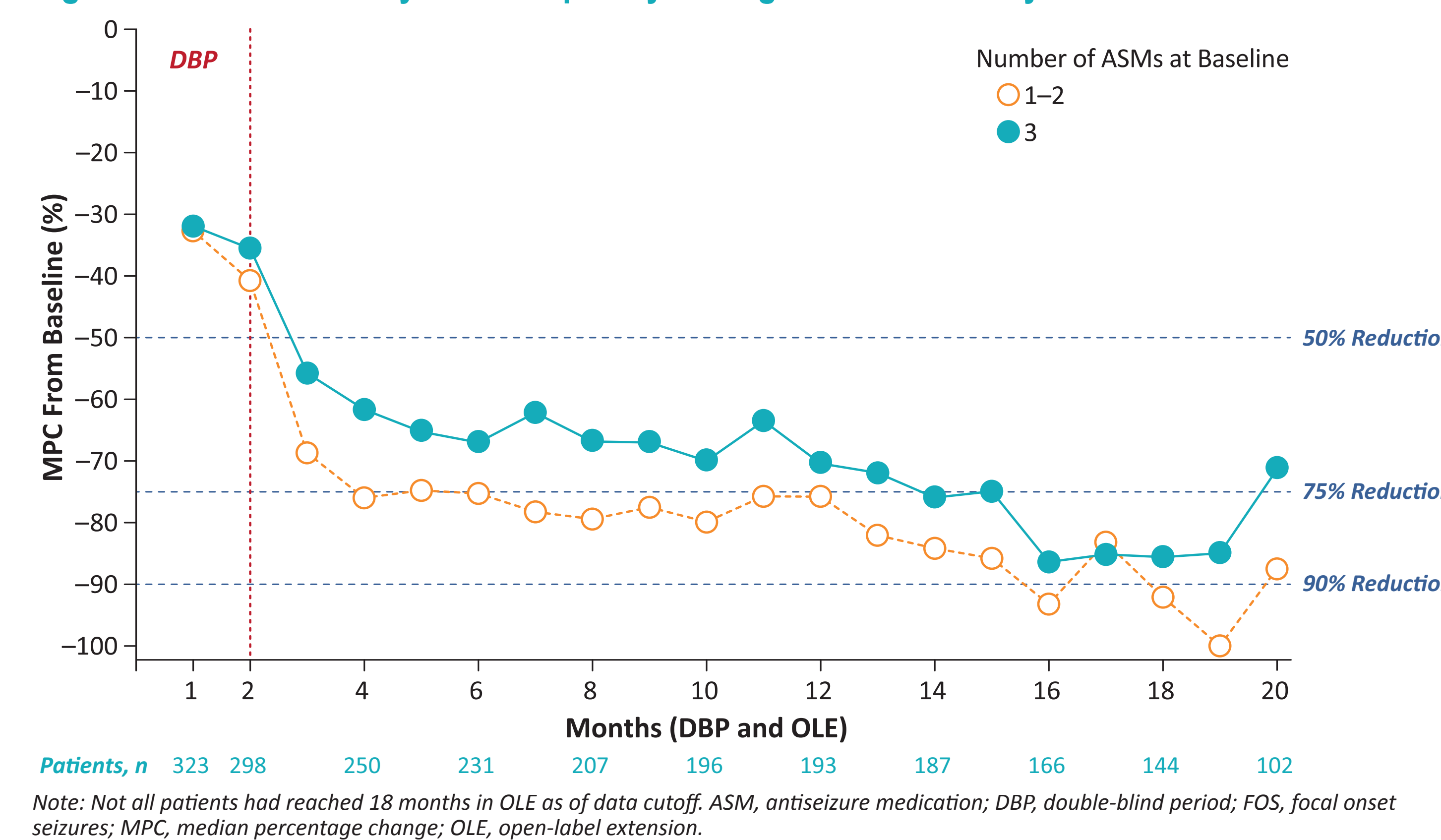
- For ongoing OLE patients, monthly MPC reductions in FOS frequency ranged from 60–90% from DBP baseline and were maintained at 80–90% in OLE study months 14–20 (Figure 2)
- Higher reductions were observed for patients who were receiving 1–2 ASMs at baseline compared with those receiving 3 ASMs (Figure 3)
- 10.5% of patients (29/275) achieved seizure freedom for any consecutive ≥ 12 -month duration, and 17.5% (48/275) were seizure free for any ≥ 6 consecutive months. Responder rates are summarized in Figure 4

Figure 2. MPC in Monthly FOS Frequency During DBP and OLE



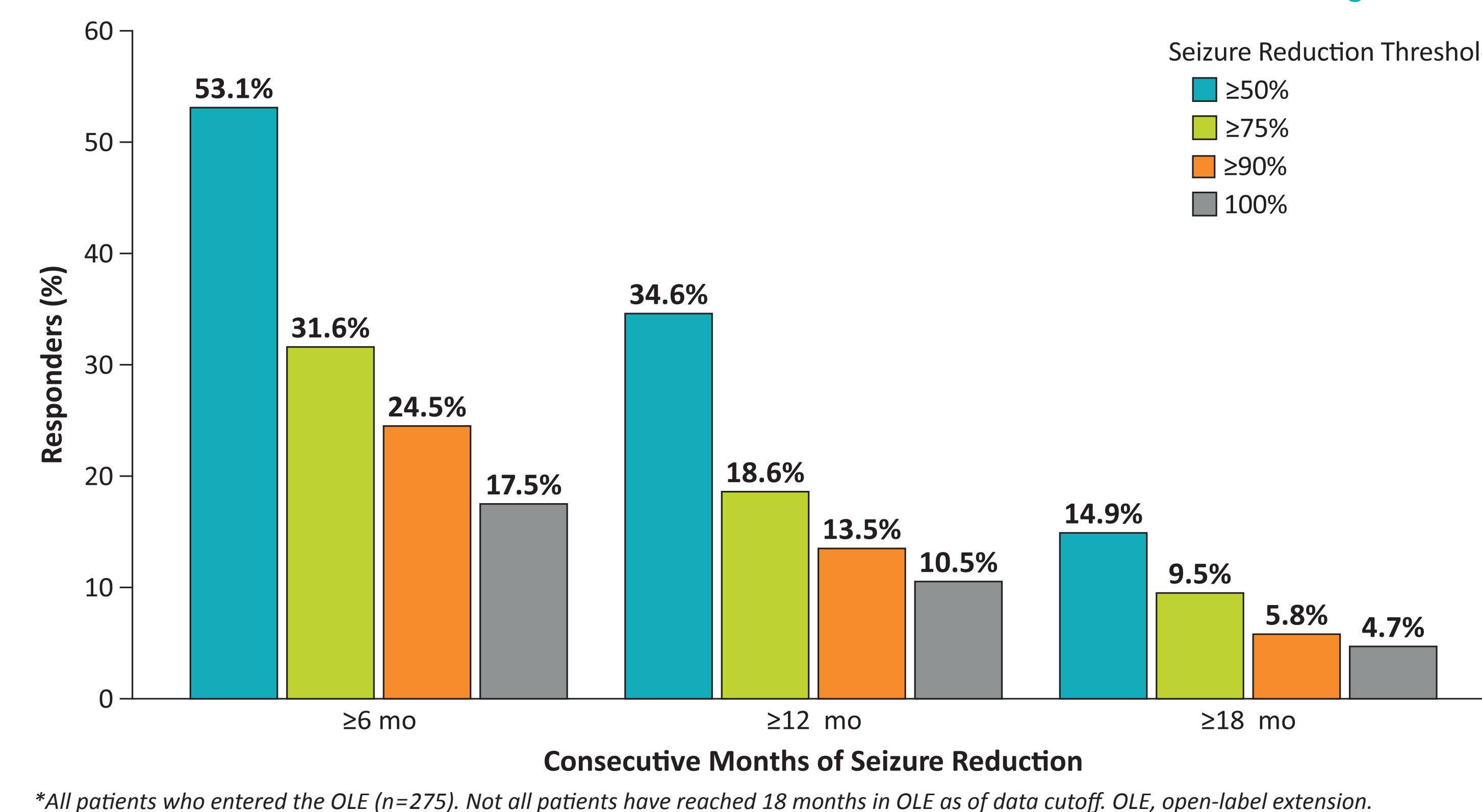
Note: Following DBP, all patients received 20 mg QD at start of OLE (at month 2); OLE patients separated by prior DBP treatment groups shown for first 2 months of OLE (months 3–4). Not all patients had reached 18 months in OLE as of data cutoff. DBP, double-blind period; FOS, focal onset seizures; MPC, median percentage change; OLE, open-label extension; QD, once daily.

Figure 3. MPC in Monthly FOS Frequency During DBP and OLE by Baseline Number of ASMs



Note: Not all patients had reached 18 months in OLE as of data cutoff. ASM, antiseizure medication; DBP, double-blind period; FOS, focal onset seizures; MPC, median percentage change; OLE, open-label extension.

Figure 4. Fraction of Patients* Maintaining Specific Levels of Monthly Median Percentage Seizure Reduction From Baseline for Consecutive Periods of ≥ 6 , ≥ 12 , and ≥ 18 Months During the OLE



*All patients who entered the OLE (n=275). Not all patients have reached 18 months in OLE as of data cutoff. OLE, open-label extension.

Safety

- XEN1101 was generally well tolerated, and the safety profile observed was similar to that of the DBP. No new safety signals were identified
- At the end of the first year patients recorded a mean (SD) weight gain of 1.1 (5.9) kg
- TEAEs occurred in 85.5% of the safety population; the most common TEAEs are summarized in Table 2

Table 2. TEAEs During OLE Period

| Summary of TEAEs, n (%) | XEN1101 20 mg (n=275) |
|--|-----------------------|
| At least 1 TEAE | 235 (85.5) |
| At least 1 serious TEAE | 26 (9.5) |
| At least 1 TEAE leading to permanent treatment discontinuation | 31 (11.3) |
| At least 1 serious TEAE leading to death | 1 (0.4) |
| Most common AEs ($\geq 5\%$ of overall OLE population), n (%) | |
| Dizziness | 57 (20.7) |
| Headache | 37 (13.5) |
| Coronavirus infection | 32 (11.6) |
| Fall | 31 (11.3) |
| Somnolence | 27 (9.8) |
| Weight increased | 25 (9.1) |
| Gait disturbance | 24 (8.7) |
| Fatigue | 20 (7.3) |
| Aphasia | 19 (6.9) |
| Urinary tract infection | 18 (6.5) |
| Memory impairment | 17 (6.2) |
| Confusional state | 15 (5.5) |
| Disturbance in attention | 14 (5.1) |
| Tremor | 14 (5.1) |

AE, adverse event; OLE, open-label extension; TEAE, treatment-emergent adverse event.

- In addition to the TEAEs summarized in Table 2, 2 patients reported urinary retention, 1 reported as mild and the other moderate; no dose changes were made in either case
- As shown in Table 2, SAEs were reported in 26 (9.5%) patients. The only SAEs reported in >1 patients were seizures in 5 (1.8%) patients, and paresthesia and deep vein thrombosis reported in 2 (0.7%) patients each
- There was 1 sudden unexplained death in epilepsy reported, determined by the investigator not to be related to the study drug

CONCLUSIONS

- XEN1101 yielded long-term efficacy in this interim analysis with 68% retention at 12 months
- During study months 14–20, there was a sustained monthly reduction in seizure frequency (80%–90% MPC) from DBP baseline
- Seizure freedom for ≥ 6 -month and ≥ 12 -month consecutive durations was achieved in 17.5% and 10.5% of patients, respectively
- XEN1101 continues to be generally well-tolerated in the OLE with AEs consistent with prior results and other ASMs; no new safety signals were identified

ACKNOWLEDGMENTS

Medical writing support was provided by Robin Smith, PhD, of The Curry Rockefeller Group, LLC (Tarrytown, NY), and was funded by Xenon Pharmaceuticals Inc.

FUNDING

This study was funded by Xenon Pharmaceuticals Inc.

DISCLOSURES

Jacqueline French: numerous relationships on behalf of the Epilepsy Study Consortium with various commercial and academic entities (consulting, salary support, research support, travel reimbursement, or served on the editorial board) including Xenon Pharmaceuticals Inc. Salary support from the Epilepsy Study Consortium and no other income from these relationships. Roger Porter: consultant for Aeterna, Cadent, Engrail, Longboard, Neurocrine, Otsuka, Passage Bio, and Xenon Pharmaceuticals Inc. Emilio Perucca: speaker or consultancy fees from Angelini, Arvelle, Biogen, Eisai, GW Pharma, Janssen, PMI Life Sciences, Sanofi, Shackleford Pharma, SK Life Science, Sun Pharma, Takeda, UCB Pharma, Xenon Pharmaceuticals Inc., and Zogenix. Martin Brodie has nothing to declare. Michael A. Rogawski: consultant to Xenon Pharmaceuticals Inc. Cynthia Harden, Jenny Qian, Constanza Luzon Rosenblut, Christopher Kenney, and Gregory N. Beach: employees of and own stock or stock options in Xenon Pharmaceuticals Inc.

REFERENCES

1. Chen Z, et al. *JAMA Neurol.* 2018;75(3):279-286. 2. ClinicalTrials.gov. A Study to Evaluate XEN1101 as Adjunctive Therapy in Focal Epilepsy (X-TOLE). 2023. Accessed July 20, 2023. <https://www.clinicaltrials.gov/study/NCT03796962>. 3. French J, et al. *Neurology.* 2022;98(18 SUPPL): Abstract P12.8.006. 4. Fisher RS, et al. *Epilepsia.* 2017;58(4):522-530.

