

# Pharmacokinetics, Food Effect, and Relative Bioavailability of Two Formulations of NBI-921352/XEN901 (Novel Na<sub>v</sub>1.6-Selective Sodium Channel Blocker) in Healthy Adults: Pediatric Granules and Adult Tablets

Gregory N. Beach,<sup>1</sup> Rostam Namdari,<sup>1</sup> Jay A. Cadieux,<sup>1</sup> Gordon Loewen,<sup>2</sup> Ernesto Aycardi<sup>1</sup>

<sup>1</sup>Xenon Pharmaceuticals Inc., Burnaby, BC, CAN; <sup>2</sup>Neurocrine Biosciences, Inc., San Diego, CA, USA

## BACKGROUND

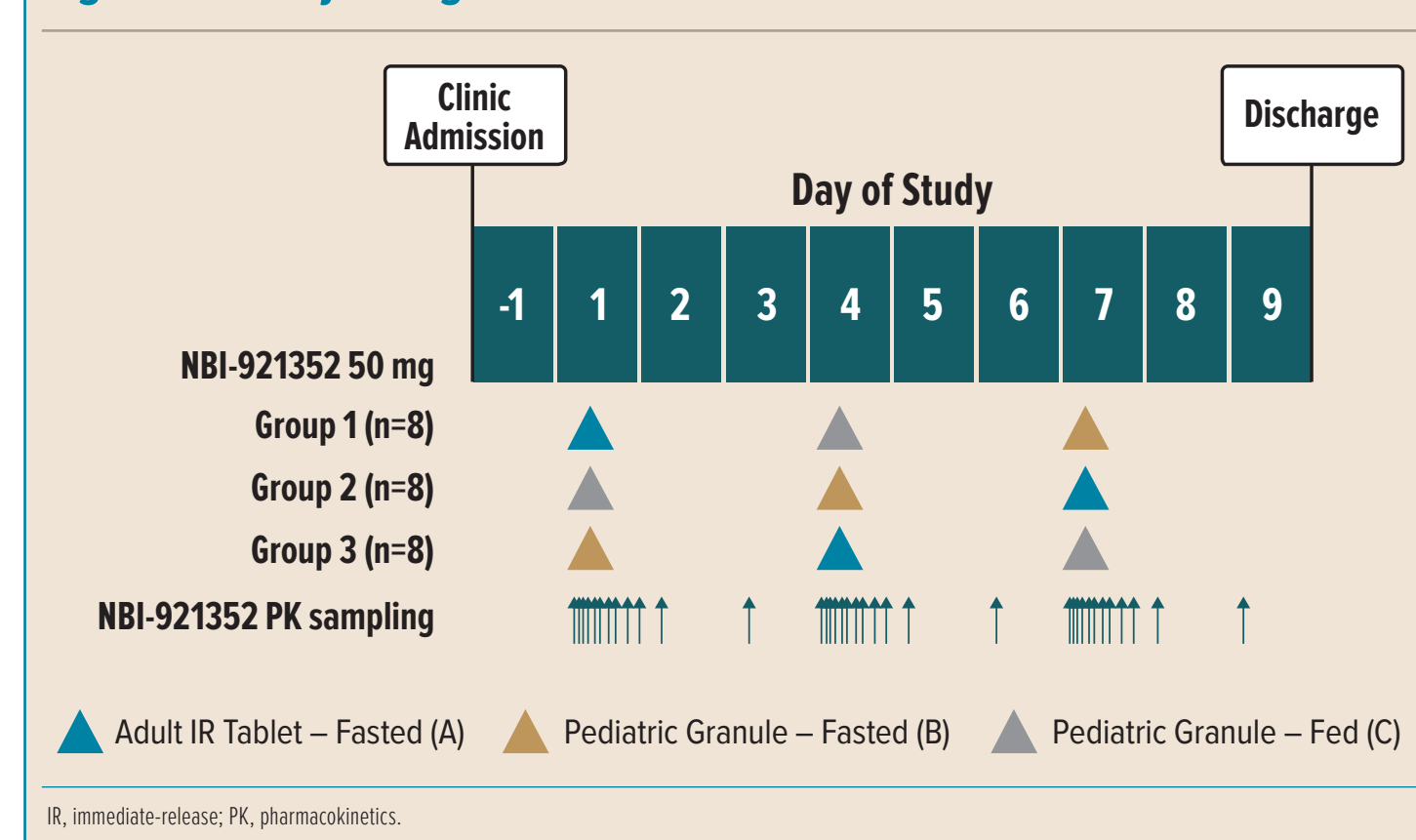
- NBI-921352 (also known as XEN901) is a potent and highly selective Na<sub>v</sub>1.6 inhibitor intended for the treatment of SCN8A developmental and epileptic encephalopathy (SCN8A-DEE) and other forms of epilepsy<sup>1</sup>
- A pediatric-appropriate (granule) formulation of NBI-921352, which can be mixed with soft foods or liquid prior to dosing, was developed to enable a study in SCN8A-DEE patients
- The current study was conducted to assess the pharmacokinetics (PK) of the NBI-921352 pediatric granule formulation and its relative bioavailability compared to an adult immediate-release (IR) tablet formulation, as well as the impact of a high-fat meal on the pediatric formulation

## METHODS

### STUDY DESIGN

- In this single center, open-label, crossover study, 24 healthy adults were randomized into 3 groups (n=8 each) to receive 3 NBI-921352 treatments, separated by at least 72 hours between treatments (Figure 1):
  - Treatment A: Adult IR tablet (50 mg) after an overnight fast
  - Treatment B: Pediatric granules (50 mg) in oral suspension after an overnight fast
  - Treatment C: Pediatric granules (50 mg) in oral suspension 30 minutes after a high-fat, high-calorie meal

Figure 1. Study Design



## SUBJECTS

- Key inclusion criteria
  - Healthy men and women, aged 18-55 years
  - Body mass index of 18.5 to 30.0 kg/m<sup>2</sup>

### Key exclusion criteria

- PR interval <110 msec, QRS interval >120 msec, and Fridericia-corrected QT interval >440 msec
- Use of any prescription or over-the-counter medication within 30 days or 5 half-lives that was judged likely to interfere with the study (except hormonal contraception)
- Known or suspected intolerance or hypersensitivity to NBI-921352 or any closely related compound
- History of seizures, allergic reaction, or significant disease that could affect clinical assessments or laboratory evaluations

## ANALYSES

- Blood samples were obtained at pre-dose, 0.25, 0.5, 1, 1.5, 2, 3, 4, 8, 12, 24, and 48 hours post dose on Days 1, 4, and 7 for determination of plasma NBI-921352 concentrations using validated liquid chromatography-tandem mass spectrometry methods
- PK parameters assessed included maximum concentration (C<sub>max</sub>), area under the curve from time 0 to the last measurable concentration (AUC<sub>0-t</sub>), area under the curve from time zero to infinity (AUC<sub>0-inf</sub>), time to maximum plasma concentration (T<sub>max</sub>), and terminal elimination half-life (T<sub>1/2</sub>)

## RESULTS

- Of the 24 evaluable subjects, 16 (66.7%) were male and 15 (62.5%) were white; mean age was 37.0 years (Table 1)

Table 1. Baseline Characteristics

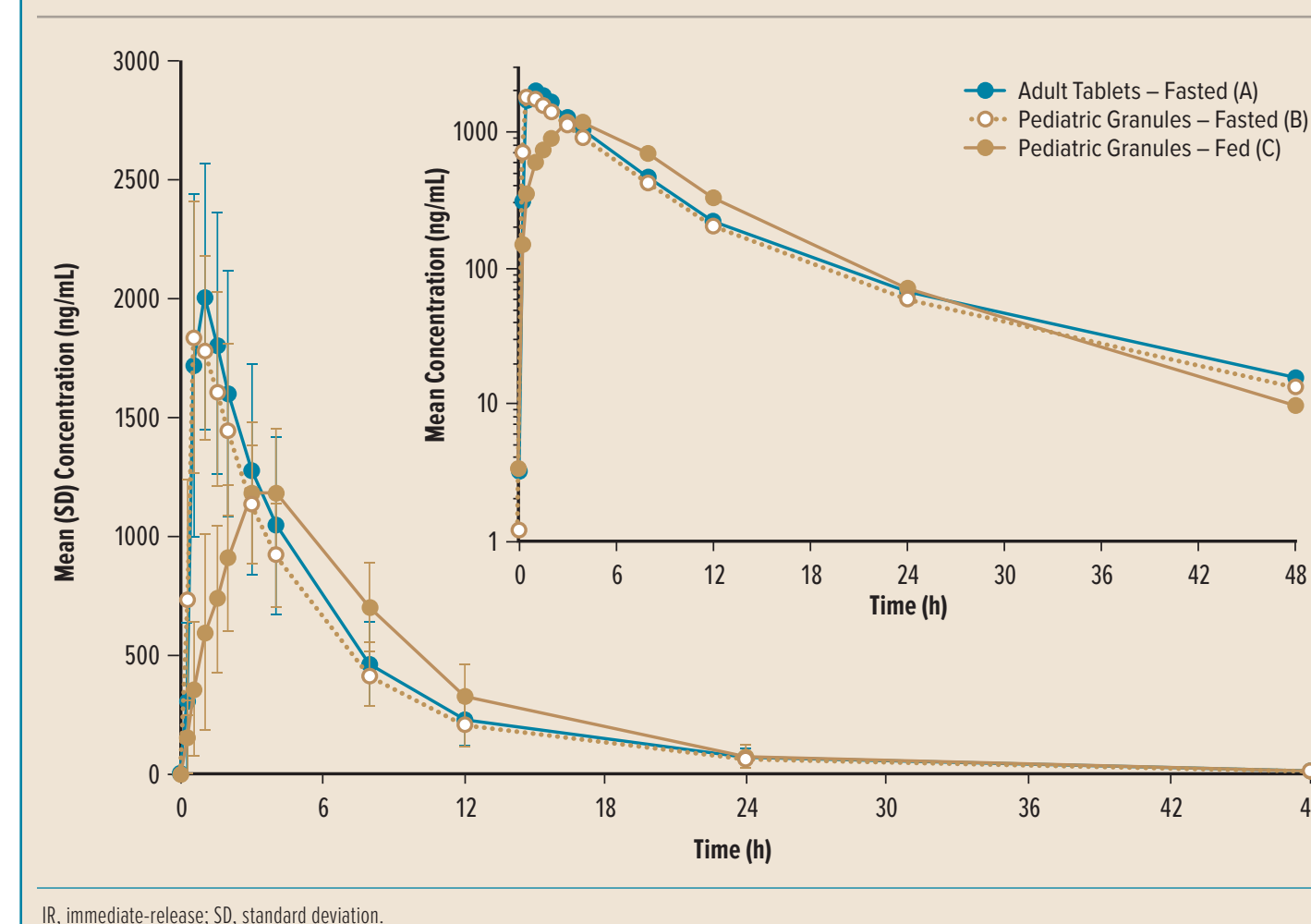
	All Subjects (N=24)
Age, mean (SD), years	37.0 (10.3)
Male, n (%)	16 (66.7)
Race, n (%)	
White	15 (62.5)
Black	5 (20.8)
Other	4 (16.7)
BMI, mean (SD), kg/m <sup>2</sup>	25.4 (2.7)

BMI, body mass index; SD, standard deviation.

## BIOEQUIVALENCE OF PEDIATRIC VERSUS ADULT FORMULATIONS

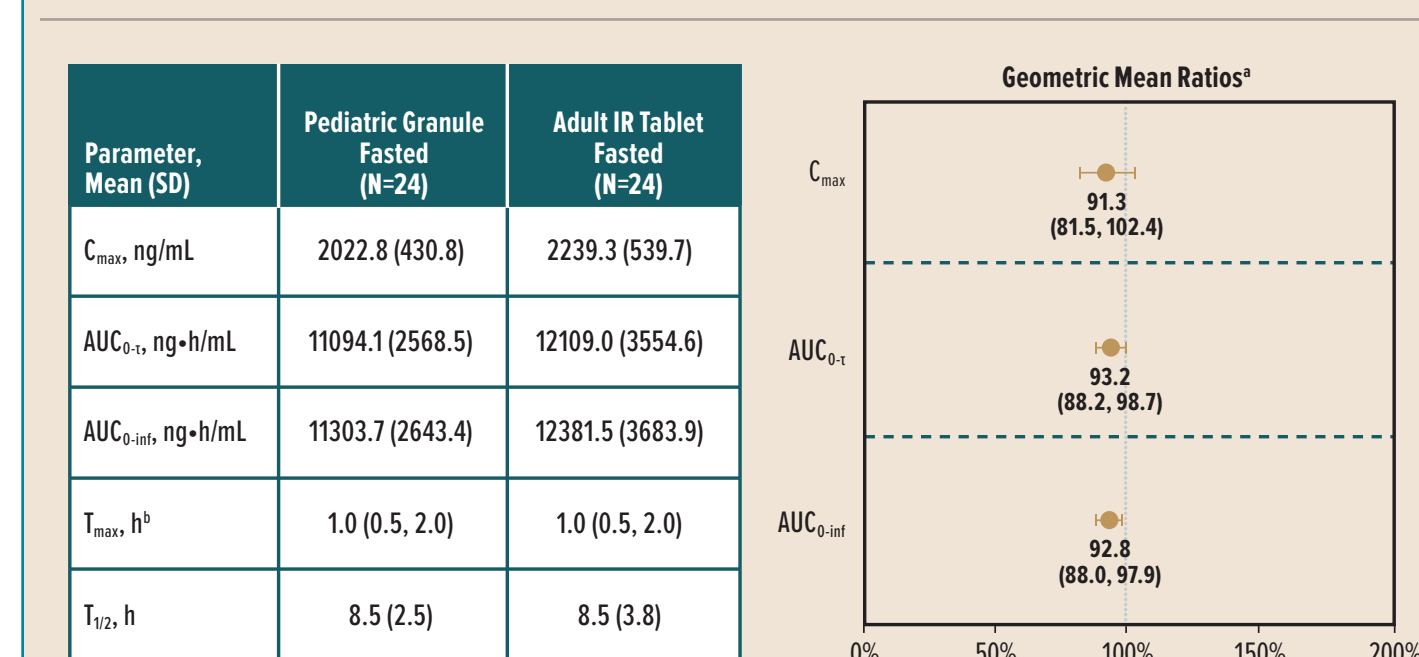
- Following single-dose administration in the fasted state, mean plasma concentration-time profiles were similar for the pediatric granule and adult IR tablet formulations; both formulations were rapidly absorbed with a median T<sub>max</sub> of 1.0 hour (Figure 2 and Figure 3)

Figure 2. Plasma NBI-921352 Concentrations for the Pediatric Granule Formulation (Fed and Fasted) and Adult IR Tablet Formulation (Fed)



- Geometric mean ratio (GMR) and 90% confidence intervals (CI) for the C<sub>max</sub>, AUC<sub>0-t</sub>, and AUC<sub>0-inf</sub> of the pediatric granule formulation compared with adult IR tablets in the fasted state were within the bioequivalence (BE) range of 80-125% (Figure 3)
- Following absorption, NBI-921352 plasma concentrations declined in a mono-exponential manner with a T<sub>1/2</sub> of 8.5 hours for both formulations (Figure 3)

Figure 3. PK Parameters and Geometric Mean Ratios of the Pediatric Granule Versus Adult IR Tablet Formulation of NBI-921352




<sup>a</sup>Geometric Mean Ratios are shown with 90% CIs for the pediatric vs adult formulation of NBI-921352 administered in the fasted state.  
<sup>b</sup>Median (min, max) is shown for T<sub>max</sub>.  
AUC<sub>0-t</sub>, area under the curve from time 0 to infinity; AUC<sub>0-inf</sub>, area under the curve from time 0 to the last measurable concentration; C<sub>max</sub>, maximum plasma concentration; CI, confidence interval; IR, immediate-release; PK, pharmacokinetic; SD, standard deviation; T<sub>1/2</sub>, terminal elimination half-life; T<sub>max</sub>, time to maximum plasma concentration.

## FOOD EFFECTS ON THE PEDIATRIC FORMULATION

- The median T<sub>max</sub> was delayed ~2 hours and C<sub>max</sub> was decreased by 38% for the pediatric granules in the fed state versus fasted state, indicating that a high-fat meal delayed the rate of NBI-921352 absorption (Figure 2 and Figure 4)
- The GMR for the NBI-921352 C<sub>max</sub> was 61.6% in the fed state versus fasted state; however, the GMRs and associated 90% CI for AUC<sub>0-t</sub> and AUC<sub>0-inf</sub> were within the BE range, indicating there was no significant food effect on the total systemic exposure of NBI-921352 (Figure 4)
- T<sub>1/2</sub> for the pediatric granule was 6.5 hours in the fed state and 8.5 hours in the fasted state (Figure 4)

Figure 4. PK Parameters and Geometric Mean Ratios of the Pediatric Granule Formulation of NBI-921352 Administered in Fed Versus Fasted State



<sup>a</sup>Geometric Mean Ratios are shown with 90% CIs for the pediatric formulation of NBI-921352 administered in the fed vs fasted state.  
<sup>b</sup>Median (min, max) is shown for T<sub>max</sub>.  
AUC<sub>0-t</sub>, area under the curve from time 0 to infinity; AUC<sub>0-inf</sub>, area under the curve from time 0 to the last measurable concentration; C<sub>max</sub>, maximum plasma concentration; CI, confidence interval; PK, pharmacokinetic; SD, standard deviation; T<sub>1/2</sub>, terminal elimination half-life; T<sub>max</sub>, time to maximum plasma concentration.

## CONCLUSIONS

- The PK data from this study indicate that the pediatric granule formulation of NBI-921352 was bioequivalent to the IR adult tablet after single-dose administration in the fasted state
- Administration of the pediatric granule formulation of NBI-921352 in the fed state (with a high-fat meal) delayed the rate, but not the extent, of absorption when compared to the fasted state
- The favorable PK of the pediatric formulation (e.g., IR characteristics, BE to adult IR tablet; no significant food effect on total systemic exposure) make this formulation suitable for further clinical development of NBI-921352 in pediatric patients with SCN8A-DEE

## REFERENCES

1. Bialer M, Johannessen SI, Knopik MJ, et al. *Epilepsia*. 2018;59(10):1811-1841.

Disclosure: This study was conducted by Xenon Pharmaceuticals, Inc., Burnaby, BC. This poster was funded by Neurocrine Biosciences, Inc., San Diego, CA. Writing assistance and editorial support were provided by Prescott Medical Communications Group, Inc., Chicago, IL. Please email medinfo@neurocrine.com if you have any questions on this presentation.

PRESENTED VIRTUALLY AT THE  
AMERICAN EPILEPSY SOCIETY ANNUAL MEETING  
DECEMBER 4-8, 2020